



SOBHA


PASSION AT WORK

SOBHA WATERFRONT

TRUE-BLUE LUXURY

Passion.
Inked with Perfection.

19
95



SOBHA has crafted iconic statements in the residential & commercial spaces by paying minute attention to detail – in systems, processes, and design. With a steadfast approach to deliver impeccable quality, SOBHA performs 1,456 quality checks before handover.

27 Years of
Passion at Work

National Footprint
27 Cities in 14 States

Strong Workforce
10,000+ Employees

Residential & Commercial Projects
Spread over 120 Million sq. ft.

A Portfolio of Excellence.



SOBHA City, Bengaluru

Residential

SOBHA believes in setting new benchmarks in quality. From presidential apartments, villas, row houses, and luxury apartments, to plotted developments, every SOBHA product is built to last for generations.

Delivered over 150 Projects

spread across 59 million sq. ft.



Infosys Global Education Center, Mysuru

Contracting

The contracts business at SOBHA boasts of an expansive portfolio of 332 projects across India, as of 2022. Our turnkey projects include some of the global corporate giants – Taj, ITC, Bosch, Biocon, Timken, and Dell – to name a few.

Delivered 332 Projects

spread across 57 million sq. ft.



1 SOBHA Mall, Bengaluru

Commercial

SOBHA forayed into the commercial space with SOBHA City Mall, in Thrissur. SOBHA's latest venture is 1 SOBHA Mall, an entertainment and shopping centre on St. Marks Road, Bengaluru.

Delivered 19 Projects

spread across 4 million sq. ft.

Pioneering Self-reliance.

SOBHA introduced the concept of backward integration in the real estate industry, bringing the finest together – from precision engineering to innovative design, and from superior concrete products, glazing and metal works to top-notch interiors. This philosophy allows SOBHA to provide unmatched quality to its customers.

SOBHA's manufacturing verticals



Concrete Products Division
spread across 55,000 sq. ft.



Interiors Division
spread across 3,75,000 sq. ft.



Glazing & Metal Works Division
spread across 1,00,000 sq. ft.



Precast Facility
spread across 73,000 sq. ft.

SOBHA in Hyderabad, Since 2001.



SOBHA marked its entry in Hyderabad with its contractual project for Infosys. In over two decades, SOBHA has delivered more than 51.5 lakh sq. ft. for Infosys campuses in Gachibowli & Pocharam.

INFOSYS Campus - Gachibowli
spread across 18.7 lakh sq. ft.

INFOSYS Campus - Pocharam
spread across 32.8 lakh sq. ft.

Launching SOBHA's First-ever Residential Project in Hyderabad.

After earning tremendous reputation for its contractual projects for Infosys, SOBHA is now foraying into the residential market in Hyderabad.

As a premium residential micro market with limited inventory, Somajiguda is a sought-after address for the affluent class. The locale, known as a business

centre and a tourist hub, has notable landmarks such as the Raj Bhavan, Hussain Sagar Lake, and Birla Mandir in the vicinity. Somajiguda is also conveniently connected to other prominent areas of Hyderabad such as Banjara Hills, Begumpet, Ameerpet, and IT corridors like Gachibowli and HITEC City.



Meticulously Designed Master Plan

Amenities

- 01. Entry/Exit
- 02. Waterfall Drive
- 03. Rooftop Lakeview Deck
- 04. Patio
- 05. Corner Park
- 06. Harbour Plaza
- 07. 680m Jogging / Cycling Path
- 08. Cycle Station
- 09. Pedestrian Entry
- 10. Splash Pool
- 11. Galleria Bay
- 12. Yoga / Meditation Pods
- 13. Kids' Climbing Wall
- 14. Outdoor Fitness Corner
- 15. Multipurpose Sports Court
- 16. Canyon Cove
- 17. Seniors' Cabana
- 18. The Peninsula Club
- 19. Linear Garden
- 20. Serenity Podium

6-storeyed Peninsula Club

- Ground : Grand Entrance Lobby and Multipurpose Hall
- First : Sports Lounge
- Second : Indoor Games and Kids' Play Room
- Third : Gym and Yoga / Aerobics
- Fourth : Refuge Area
- Fifth : Badminton Court
- Terrace : Swimming Pool



TAP TO ENLARGE
THE MASTERPLAN

A Towering Architectural Feat.



The driveway from the grand entrance flanked by waterfalls gives you a first impression of what is to come. The façade, including the balconies designed in fluid form, renders the project a modern profile.

Right from the Vaastu-compliant entrance, elegance is intrinsic in every aspect of the tower. There is ample space between the towers as there are only four

units per floor. Each tower comes with a grand double-height entrance lobby.

The towers are positioned in a way that most of the homes have a view of the Hussain Sagar Lake. From the Rooftop Lakeview Deck, every resident can enjoy the magnificent views of the lake as well as the Necklace Road.

Thoughtfully Conceived Amenities.



After a day that saw your productivity soar, you need a refreshing break. Head to The Peninsula Club that offers a plethora of avenues to relax. For the little ones brimming with energy, the Canyon Cove is the place to be. Other amenities include the Harbour Plaza, Rooftop Lakeview Deck and the Galleria Bay.

Exquisitely Crafted Interiors.



Vaastu-compliant, well-ventilated and with enchanting views – much thought has gone into crafting the spacious interiors of your future home. Now welcome your guests to the living room, and let them enjoy spectacular views of the Hussain Sagar Lake from the expansive balcony. Cast a spell with your culinary wizardry. And when it is time for a good night's sleep, enter the cosy bedroom.



SOBHA

PASSION AT WORK

SOBHA WATERFRONT

TRUE-BLUE LUXURY

FLOOR PLANS

FLOOR PLAN

TYPE A1

3.5 BHK (3 Bedrooms, 1 Balcony, Home Office, Utility Space, DH Room with Bathroom)

SALEABLE AREA - 2690 SFT

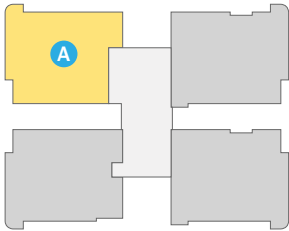
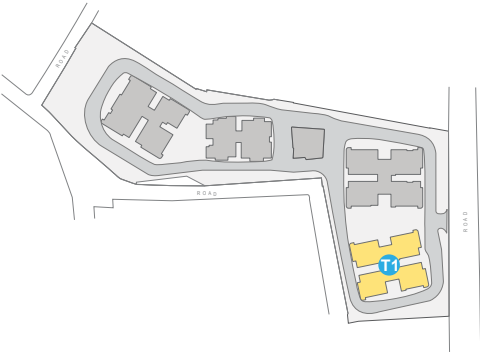
CARPET AREA - 1701 SFT



All dimensions in mm & ft.

Key Plan

SBA & Carpet Area rounded up to nearest whole number



FLOOR PLAN

TYPE B

3.5 BHK (3 Bedrooms, 1 Balcony, Home Office, Utility Space, DH Room with Bathroom)

SALEABLE AREA - 2699 SFT

CARPET AREA - 1767 SFT

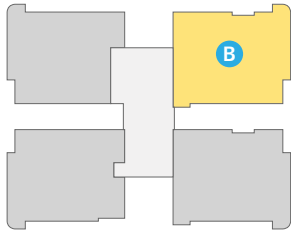
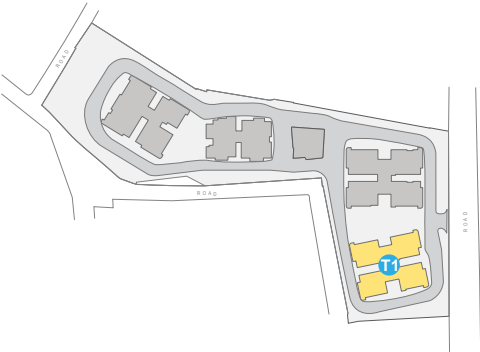
SOBHA
WATERFRONT
TRUE-BLUE LUXURY



All dimensions in mm & ft.

SBA & Carpet Area rounded up to nearest whole number

Key Plan



FLOOR PLAN

TYPE C

3.5 BHK (3 Bedrooms, 1 Balcony, Home Office, Utility Space, DH Room with Bathroom)

SALEABLE AREA - 2770 SFT

CARPET AREA - 1792 SFT

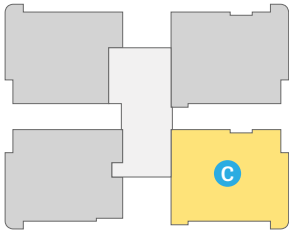
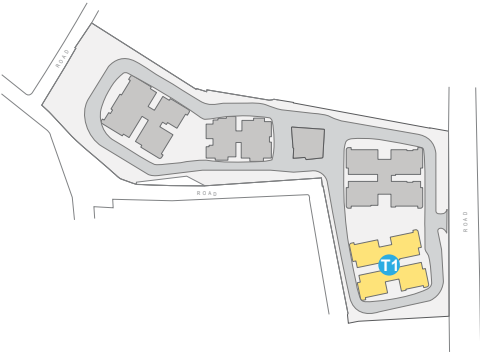
SOBHA
WATERFRONT
TRUE-BLUE LUXURY



All dimensions in mm & ft.

Key Plan

SBA & Carpet Area rounded up to nearest whole number



FLOOR PLAN

SOBHA
WATERFRONT
TRUE-BLUE LUXURY

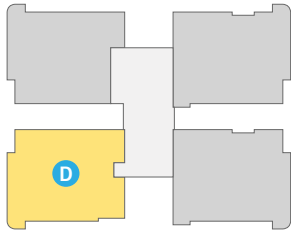
TYPE D
3.5 BHK (3 Bedrooms, 1 Balcony, Home Office,
Utility Space, Puja Room, DH Room with Bathroom)
SALEABLE AREA - 2740 SFT
CARPET AREA - 1750 SFT



All dimensions in mm & ft.

SBA & Carpet Area rounded up to nearest whole number

Key Plan



FLOOR PLAN

TYPE E

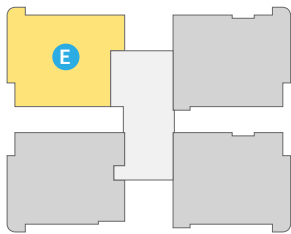
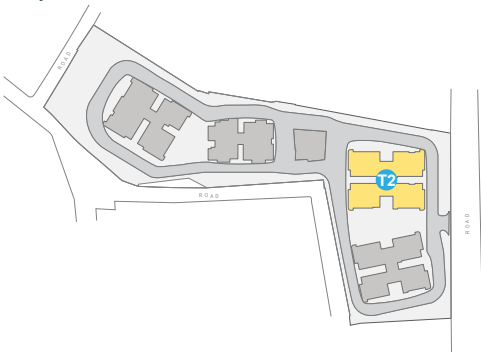
4 BHK (4 Bedrooms, 1 Powder Room,
1 Balcony, Utility Space, Puja Room,
DH Room with Bathroom)
SALEABLE AREA - 3045 SFT
CARPET AREA - 1963 SFT



All dimensions in mm & ft.

SBA & Carpet Area rounded up to nearest whole number

Key Plan



FLOOR PLAN

SOBHA
WATERFRONT
TRUE-BLUE LUXURY

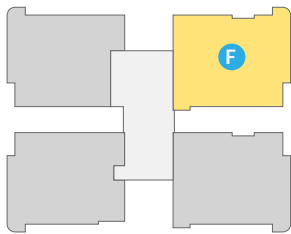
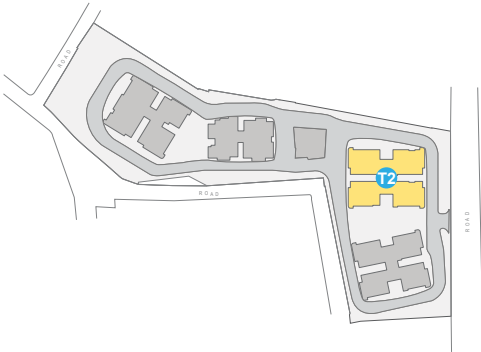
TYPE F
4 BHK (4 Bathrooms, 1 Powder Room,
1 Balcony, Utility Space, Puja Room,
DH Room with Bathroom)
SALEABLE AREA - 3287 SFT
CARPET AREA - 2173 SFT



All dimensions in mm & ft.

SBA & Carpet Area rounded up to nearest whole number

Key Plan



FLOOR PLAN

TYPE G

4 BHK (4 Bathrooms, 1 Powder Room,
1 Balcony, Utility Space, Puja Room,
DH Room with Bathroom)

SALEABLE AREA - 3278 SFT

CARPET AREA - 2165 SFT

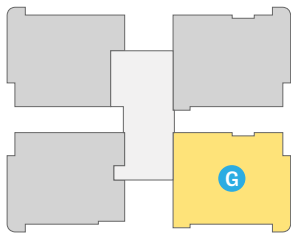
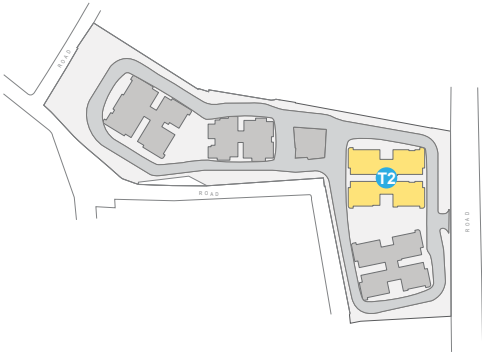
SOBHA
WATERFRONT
TRUE-BLUE LUXURY



All dimensions in mm & ft.

Key Plan

SBA & Carpet Area rounded up to nearest whole number



FLOOR PLAN

TYPE H

4 BHK (4 Bathrooms, 1 Powder Room,
1 Balcony, Utility Space, Puja Room,
DH Room with Bathroom)

SALEABLE AREA - 3046 SFT

CARPET AREA - 1962 SFT

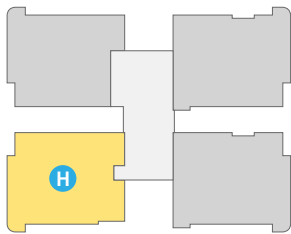
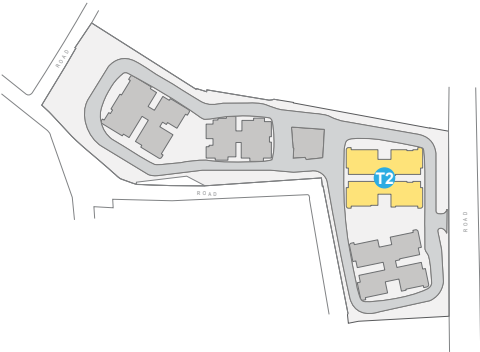
SOBHA
WATERFRONT
TRUE-BLUE LUXURY



All dimensions in mm & ft.

Key Plan

SBA & Carpet Area rounded up to nearest whole number



FLOOR PLAN

TYPE J

3 BHK (3 Bathrooms, 1 Balcony,
Utility Space, Puja Room)

SALEABLE AREA - 2102 SFT

CARPET AREA - 1418 SFT

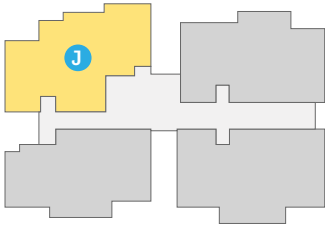
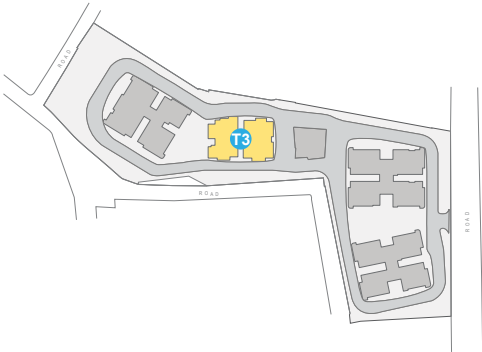
SOBHA
WATERFRONT
TRUE-BLUE LUXURY



All dimensions in mm & ft.

SBA & Carpet Area rounded up to nearest whole number

Key Plan



FLOOR PLAN

TYPE K

3 BHK (3 Bedrooms, 1 Balcony,
Utility Space, Puja Room)

SALEABLE AREA - 2073 SFT

CARPET AREA - 1385 SFT

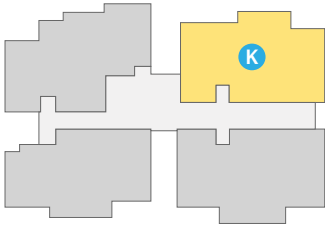
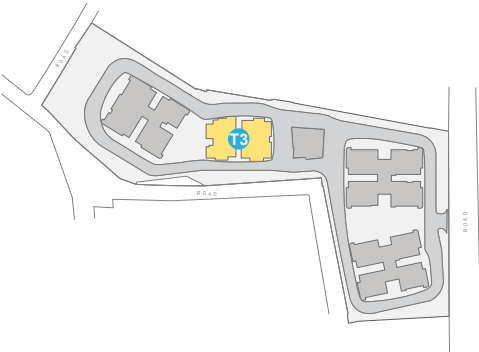
SOBHA
WATERFRONT
TRUE-BLUE LUXURY



All dimensions in mm & ft.

SBA & Carpet Area rounded up to nearest whole number

Key Plan



FLOOR PLAN

TYPE L

3 BHK (3 Bathrooms, 1 Balcony,
Utility Space, Puja Room)

SALEABLE AREA - 2188 SFT

CARPET AREA - 1437 SFT

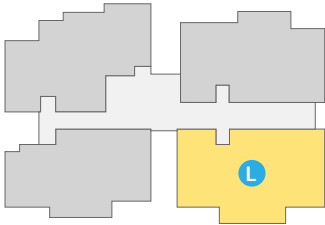
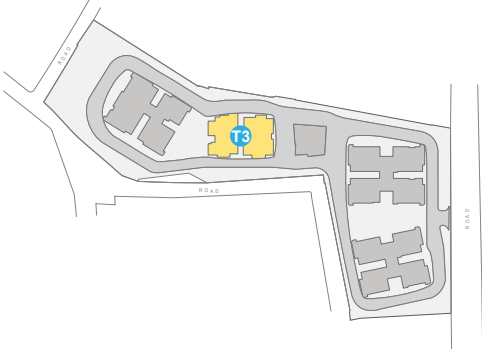
SOBHA
WATERFRONT
TRUE-BLUE LUXURY



All dimensions in mm & ft.

Key Plan

SBA & Carpet Area rounded up to nearest whole number



FLOOR PLAN

TYPE M

3 BHK (2 Bathrooms, 1 Balcony,
Utility Space, Puja Room)

SALEABLE AREA - 1949 SFT

CARPET AREA - 1283 SFT

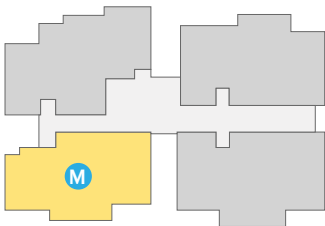
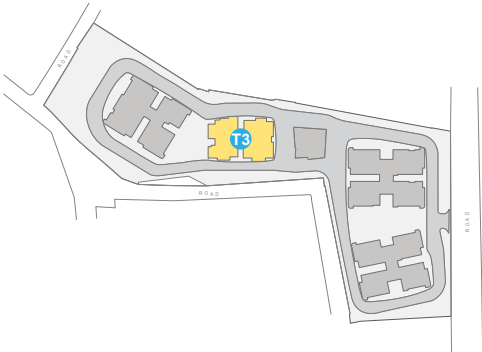
SOBHA
WATERFRONT
TRUE-BLUE LUXURY



All dimensions in mm & ft.

SBA & Carpet Area rounded up to nearest whole number

Key Plan



FLOOR PLAN

TYPE M1

3 BHK (3 Bedrooms, 1 Balcony,
Utility Space, Puja Room)

SALEABLE AREA - 2044 SFT

CARPET AREA - 1349 SFT

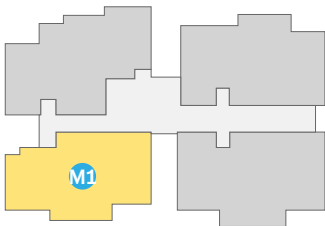
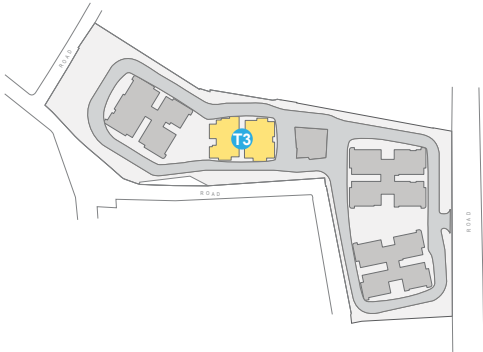
SOBHA
WATERFRONT
TRUE-BLUE LUXURY



All dimensions in mm & ft.

SBA & Carpet Area rounded up to nearest whole number

Key Plan



FLOOR PLAN

TYPE N

3.5 BHK (3 Bathrooms, 1 Balcony, Home Office,
Utility Space, Puja Room, DH Room with Bathroom)

SALEABLE AREA - 2885 SFT

CARPET AREA - 1878 SFT

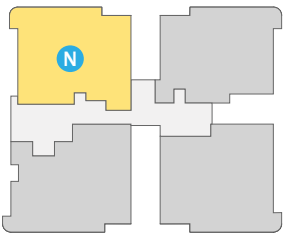
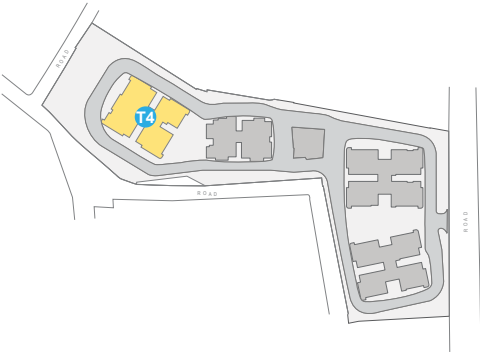
SOBHA
WATERFRONT
TRUE-BLUE LUXURY



All dimensions in mm & ft.

Key Plan

SBA & Carpet Area rounded up to nearest whole number



FLOOR PLAN

TYPE P

3.5 BHK (3 Bathrooms, 1 Balcony,
Home Office, Puja Room, Utility Space)

SALEABLE AREA - 2825 SFT

CARPET AREA - 1839 SFT

SOBHA
WATERFRONT
TRUE-BLUE LUXURY

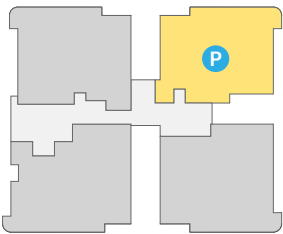


All dimensions in mm & ft.

Key Plan



SBA & Carpet Area rounded up to nearest whole number



FLOOR PLAN

TYPE Q

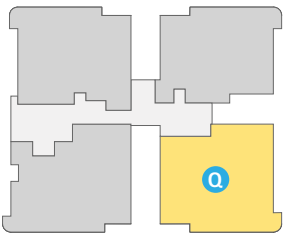
4 BHK (4 Bedrooms, 1 Powder Room,
1 Balcony, Puja Room, Utility Space,
DH Room with Bathroom)
SALEABLE AREA - 3149 SFT
CARPET AREA - 2062 SFT



All dimensions in mm & ft.

SBA & Carpet Area rounded up to nearest whole number

Key Plan



FLOOR PLAN

SOBHA
WATERFRONT
TRUE-BLUE LUXURY

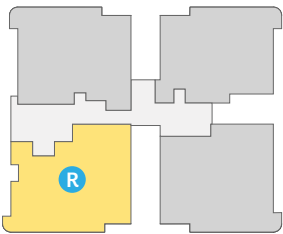
TYPE R
4 BHK (4 Bedrooms, 1 Powder Room,
1 Balcony, Puja Room, Utility Space,
DH Room with Bathroom)
SALEABLE AREA - 3111 SFT
CARPET AREA - 1983 SFT



All dimensions in mm & ft.

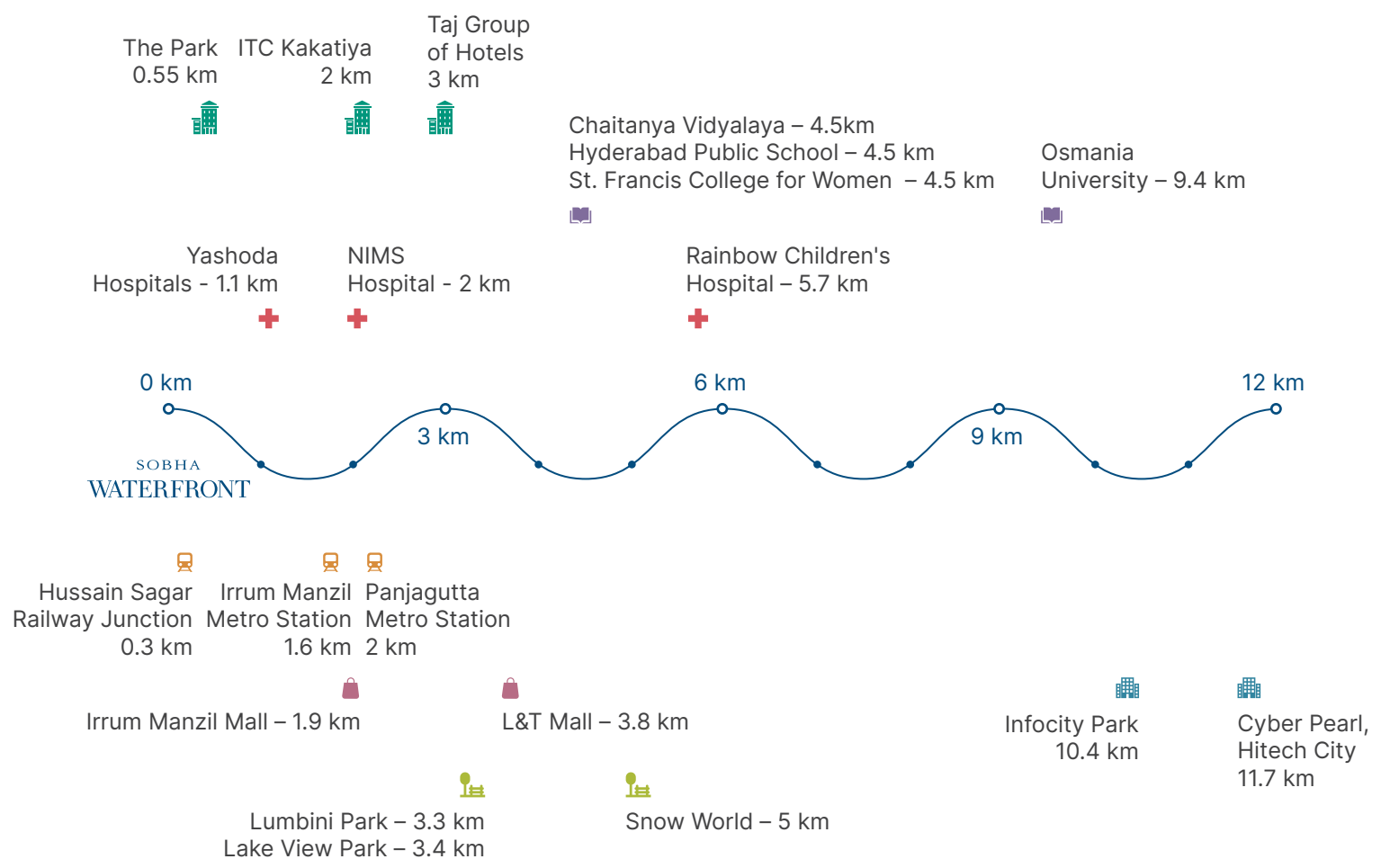
SBA & Carpet Area rounded up to nearest whole number

Key Plan



Classy Neighbourhood.

Somajiguda is home to Hyderabad’s renowned hospitals, schools, and colleges. The locale has malls, entertainment zones, and IT sectors in close proximity. It also offers easy connectivity to metro stations and the airport.



RERA No: P02500005580 | rera.telangana.gov.in

SOBHA Waterfront, Bhanumati Road, Kundanbagh Colony, Somajiguda
Hyderabad, Telangana 500082

DISCLAIMER: This document is conceptual and not a legal offering by the Company for advertising and is to be used for general information only. Any interested party should verify all the information including designs, plans, specifications, facilities, features, payment schedules, terms of sales, etc. independently with the Company prior to concluding any decision for buying in any of the project. The user of the Brochure confirms that he / she has not solely relied on this information for making any booking / purchase in any project of the Company. The visuals and information contained herein marked as "artistic impression" are artistic impressions being indicative in nature and are for general information purposes only. The visuals contained marked as "generic image" and other visuals / image / photographs are general images and do not have any correlation with the project. The imagery used on the brochures may not represent actuals or may be indicative of style only. Photographs of interiors, surrounding views and location may not represent actuals or may have been digitally enhanced or altered. These photographs may not represent actuals or may be indicative only. Computer generated images, walkthroughs and render images are artist's impressions and are an indicative of the actual designs. No information given on this brochure creates a warranty or expand the scope of any warranty that cannot be disclaimed under the applicable laws. The information on this brochure is presented as general information and no representation or warranty is expressly or impliedly given as to its accuracy. While enough care is taken by the Company to ensure that information in the brochure are up to date, accurate and correct, the readers / users are requested to make an independent enquiry with the Company before relying upon the same. Nothing in the brochure should be misconstrued as advertising, marketing, booking, selling or an offer for sale or invitation to purchase a unit in any project by the Company. The Company is not responsible for the consequences of any action taken by the viewer relying on such material / information in this brochure without independently verifying with the Company. *The Glade - Clubhouse is a part of Whispering Hill.